



How to claim and setup your candidate profile.

To claim your profile, you will need to prove to us you are the candidate listed. We ask that the profile be claimed by an email controlled by the candidate as to avoid control issues in the future.

Candidate staff move do move on, and if it happen to be a contentious issue, control of the profile can end up in limbo.

The candidate can later delegate other users to the management of the profile but they will have to create their own username and password combination.

Request a username link on Rep My Block

The first step is to create a user name on the Rep My Block system by sending an email to NOTIF@REPMYBLOCK.ORG with the subject **I WANT TO REGISTER**.

The image consists of two screenshots of the Rep My Block website. The top screenshot shows the website's header with the 'REP MY BLOCK' logo on the left and navigation links 'REGISTER', 'LOGIN', 'ABOUT', 'HOW TO', and 'CONTACT' on the right. Below the header, there is a section titled 'CANDIDATES VOTER & VOLUNTEER GUIDE' with a sub-heading 'Download the Rep MyBlock Voter & Volunteer Guide'. A red arrow points from a callout box labeled 'Click on Register' to the 'REGISTER' button. The bottom screenshot shows a page with a dark blue sidebar on the left containing the text 'Click here to Committee Officer or'. The main content area has a yellow header with the 'REP MY BLOCK' logo and navigation links. Below the header, the text reads: 'Register', 'Click on this link to open your mail program or send an email to NOTIF@REPMYBLOCK.ORG with the subject "I WANT TO REGISTER" and you will receive a link with the registration information.', 'Check your SPAM folder.', 'If you made several requests, click here to alert us and we will investigate.', and 'By clicking the "Register" button, you are creating a RepMyBlock account, and you agree to RepMyBlock's Terms of Use and Privacy Policy.' A red arrow points from a callout box labeled 'Click to open mail program' to the email address link.

The response to the email is instantaneous but it will end up in the spam mailbox. We send our emails from the address notif@repmyblock.org so you can safely add it to your contact list.

Send the email to notif@repmyblock.org

Check your spam box.

Make sure you mark that emails from notif@repmyblock.org are not spam.

Click on the registration link provided

Report not spam

Rep My Block
Represent your community by running for the County Committee

Thanks for requesting a registration link to Rep My Block.
<https://repmyblock.org/ml4B78440123/register/intake>

If you have any question, please reply to this email with your comments.

Create a username link

The following screen resemble any normal registration process where you select a **username** and a **password**.

The registration form is located on a yellow header with the REP MY BLOCK logo on the left and 'REGISTER LOGIN' on the right. Below the header are navigation links: 'ABOUT HOW TO CONTACT'. The form itself is titled 'Register' and includes the following fields and elements:

- Email:** A text input field containing 'theo.chino@gmail.com'.
- Username:** A text input field containing 'username'.
- Password:** A text input field containing 'password'.
- Verify Password:** A text input field containing 'verify password'.
- Register Button:** A red button with the text 'Register'.
- Footer:** A note stating 'By clicking the "Register" button, you are to RepMyBlock's Terms of Use and Privac'.

The login page is located on a yellow header with the REP MY BLOCK logo on the left and 'REGISTER LOGIN' on the right. Below the header are navigation links: 'ABOUT HOW TO CONTACT'. The page content includes:

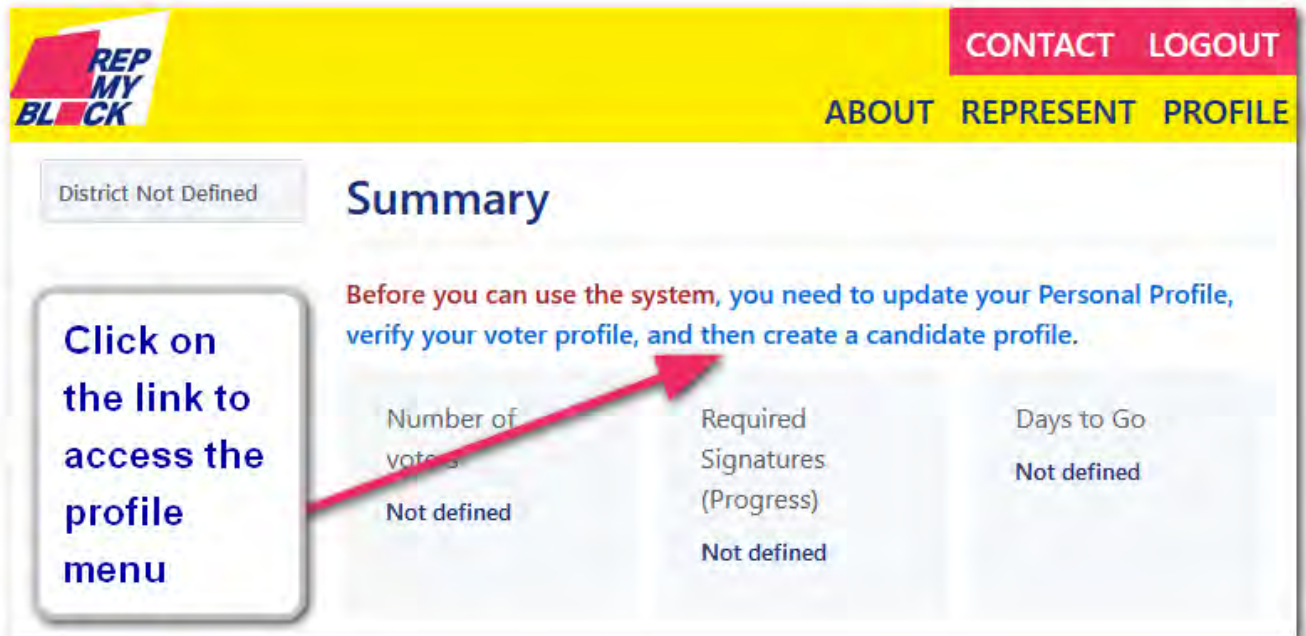
- Text:** 'To continue, login with the credentials you just created.' and 'Click here to the login page.' (a blue link).
- Image:** A background image of a city street grid.
- Header:** 'REP MY BLOCK' and 'Represent Community By Running For County Committee'.
- Navigation:** 'ABOUT REPRESENT NOMINATE HOWTO CONTACT BUGS LOGIN' and social media links for 'Twitter Facebook Instagram'.

The login form is located on a yellow header with the REP MY BLOCK logo on the left and 'REGISTER LOGIN' on the right. Below the header are navigation links: 'ABOUT HOW TO CONTACT'. The form itself is titled 'Login' and includes the following fields and elements:

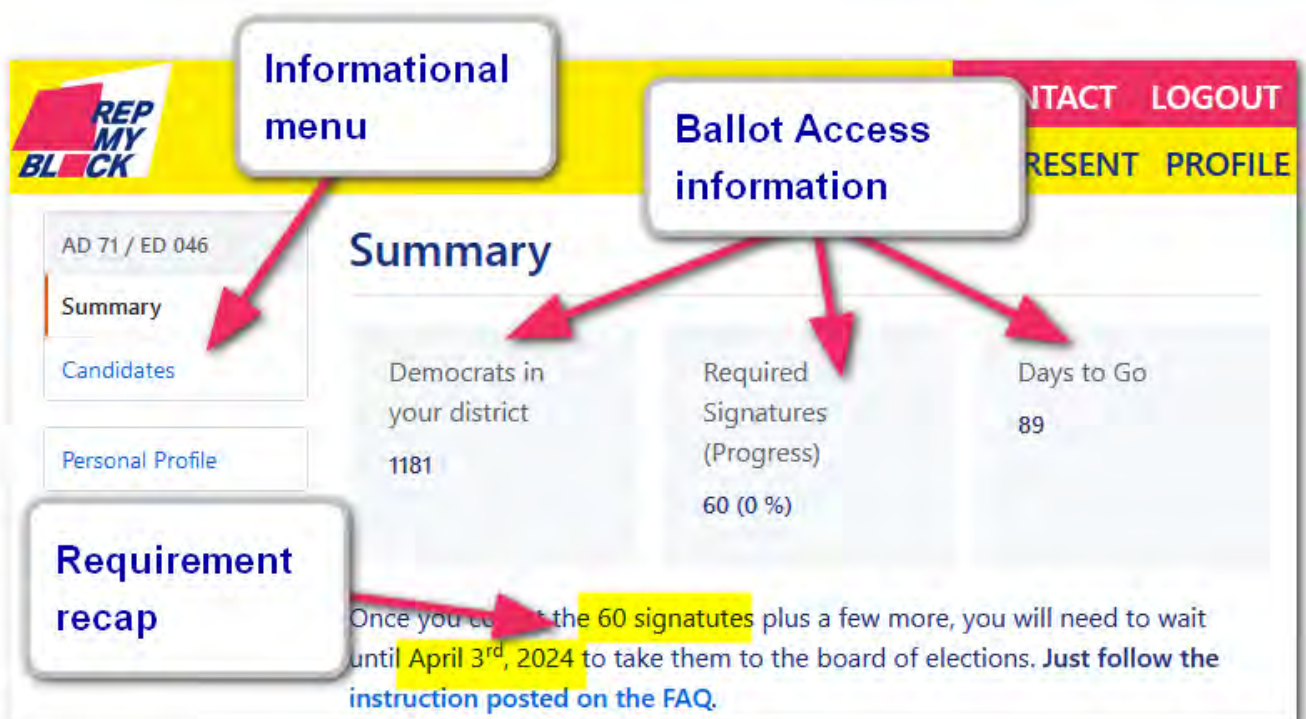
- Username:** A text input field containing 'Username'.
- Password:** A text input field containing 'Password'.
- Log In Button:** A red button with the text 'Log In'.
- Links:** 'I forgot my password', 'I forgot my username', and 'Register'.

Login for the first time

The only choice available login the first time is the creation of a profile. You need to click on the profile link.



Once the profile is created, the login page will contain the informational information for your district.



Creating the profile for the Voter Guide

Enter your name as you want them to appear on the Rep My Block Voter guide.

The screenshot shows the 'Update profile' form on the Rep My Block website. At the top left is the 'REP MY BLOCK' logo. At the top right are 'CONTACT' and 'LOGOUT' links. Below the logo is a 'District Not Defined' button. The main heading is 'Personal Profile'. A callout box with a blue border and white background contains the text: 'Enter your first name and last name as you want them to appear on the voter guide'. Below this, there is a 'Your name' field with the text 'You may want to use a different name than the one on your driver's license. You can use a nickname or a name that is not on your driver's license. You can also use a name that is not your legal name. You can use a name that is not your legal name. You can use a name that is not your legal name.' Below that is an 'Email Address' field with the text 'theo.chino@gmail.com'. There are two input fields: 'First Name' with the text 'Theo' and 'Last Name' with the text 'Chino'. At the bottom is a red 'Update profile' button. Red arrows point from the callout box to the 'First Name' and 'Last Name' input fields.

Once you click on the update profile after entering your first and last name, the system will enable the menus so you can update your public, voter and candidate profiles.

The screenshot shows the 'Personal Profile' page on the Rep My Block website. At the top left is the 'REP MY BLOCK' logo. At the top right are 'CONTACT' and 'LOGOUT' links. Below the logo is a 'District Not Defined' button. The main heading is 'Personal Profile'. A callout box with a blue border and white background contains the text: 'Once you update your first and last name, the informational and the profile menu will appear'. Below this, there is a 'Summary' button, a 'Candidates' button, and a 'Personal Profile' button. There are four menu items: 'Public Profile', 'Voter Profile', 'Candidate Profile', and 'Team Profile'. Below these are three callout boxes: 'Public Voter Profile (check in the voter database)', 'Candidate Profile information', and 'Volunteer management setup'. Red arrows point from the callout box to the 'Public Profile', 'Voter Profile', and 'Candidate Profile' menu items. Red arrows also point from the three callout boxes to their respective menu items. The 'Email Address' field with the text 'theo.chino@gmail.com' is visible below the menu items.

Check your voter registration

To avoid problem in the future, we verify the registration of the potential candidates to make sure that the information in the Board of Election will match the ballot access information.

The Board of Election will verify the information in the same database and will refer the any mismatch to the board of commissioner which will waste time and resources in dealing with it instead of campaigning.

Rep My Block update the voter database on a regular basis and is available to all the candidate to canvas using the Rep My Block walk sheets.

To get stated, enter your name information and your birth date and click on search the voter registration button.

The image shows a screenshot of the 'Rep My Block' website's 'Voter Profile' form. The form is titled 'Voter Profile' and has a sidebar with 'District Not Defined', 'Summary', and 'Candidates'. The main form has tabs for 'Public Profile', 'Voter Profile', 'Candidate Profile', and 'Team Profile'. The 'Voter Profile' tab is active. The form contains the following fields:

- First Name:** Theo
- Last Name:** chino tvarez
- Date of Birth:** 19, August, 1972

There are two callout boxes with red arrows pointing to the form fields:

- A box on the left says 'Enter your date of birth' with arrows pointing to the '19', 'August', and '1972' fields.
- A box on the right says 'Enter your name exactly as you provided to the Board of Elections' with arrows pointing to the 'First Name' and 'Last Name' fields.

A red button at the bottom says 'Search Voter Registration'.

If the system finds your voter information you will be presented with a menu showing the information. Once you have accepted the voter card, you won't be able to change it.

Verify the information is correct

District No
Summary
Candidates

CONTACT LOGOUT
ABOUT REPRESENT PROFILE

Personal Profile

Voter Card

NY38194272 Status: Active

First	Middle	Last	Suffix
Theo	Bruce	Chino Tavarez	

Assembly	ED	Congress	County
71	46	13	New York

Address

640 Riverside Drive - Apt 10B
New York, NY 10031

Legis	Town	Ward	Senate
			30

Date of Birth	Age	Gender	Party
August 19 th , 1972	51	male	Democrat

Council	Civil Court	Judicial

Board of Election ID #

305254013

This is my voter registration card This is NOT my registration card

Check the party you are running in the primary matches

If that if your card, click here.

Check that you are registered in the correct party (*many candidates get disqualified for petitioning in the wrong party.*)

You have until the 14th of February 2024 to change your party enrolment.

Check the gender, the date of birth and the mailing address as it's where all the candidate letters will arrive.

Even if some information is incorrect but the name and the date of birth matches, click on the **“This is my voter registration card”** button.

Enable the positions menu

To enable the complex candidate menu with all the position, click to the Team Profile and enter **allpositions**.

The screenshot shows the 'Team Profile' page with several annotations:

- A callout box at the top left says "Click on the Team Profile" with an arrow pointing to the "Team Profile" link in the top navigation bar.
- A callout box on the right says "Enter allpositions as the special code" with an arrow pointing to the "Team Code" input field.
- The "Team Code" input field contains the text "allpositions".
- A red button below the input field says "Apply the Team Code".
- A callout box at the bottom right says "These menus get enabled by the candidate and are explained in another document" with an arrow pointing to the "Campaigns Seeking Volunteers" section.

The page content includes:

- Logo: REP MY BLOCK
- Navigation: CONTACT, LOGOUT, ABOUT, REPRESENT, PROFILE
- Left sidebar: District Not Defined, Summary, Candidates, Personal Profile
- Section: Team Profile
- Sub-sections: Public Profile, Voter Profile, Candidate Profile, Team Profile
- Text: If you are part of a team, your te
- Form: Team Code (allpositions)
- Button: Apply the Team Code
- Section: Teams
- Text: You don't belong to any t
- Section: Campaigns Seeking Volunteers
- Text: Draft Alexandria Ocasio-Cortez for President
- Button: Request information from selected campaigns

This will bring the **Candidate Profile**. You can get back to this menu by clicking on Personal Profile and Candidate Profile. Select the political position you are running for.

The screenshot shows the REP MY BLOCK website interface. At the top left is the logo. At the top right are navigation links: CONTACT, LOGOUT, ABOUT, REPRESENT, and PROFILE. On the left side, there is a sidebar menu with options: AD 71 / ED 046, Summary, Candidates, Personal Profile, and Candidate Profile. The main content area is titled "Candidate Profile" and includes sub-tabs for Public Profile, Voter Profile, Candidate Profile, and Team Profile. A red arrow points from the "Candidate Profile" sub-tab to a callout box that says "To access this menu anytime". Below the sub-tabs, there is a red text instruction: "If you are a candidate for higher office, please send an email to candidate@repmyblock.org to get the access code for the other positions." Below this is a section titled "Positions available for these elections in the New York state." with a note: "If a position is missing, please email candidate@repmyblock.org and we will add it." Underneath is the heading "Election scheduled June 25th, 2024" followed by a list of positions: U.S. Senate, U.S. Congress, State Senate, and State Assembly. Each position has a brief description and a "Run for" link. A callout box on the left says "Select the position you want to create a voter profile." with three red arrows pointing to the "Run for U.S. Senate", "Run for U.S. Congress", and "Run for State Senate" links.

REP MY BLOCK

CONTACT LOGOUT

ABOUT REPRESENT PROFILE

AD 71 / ED 046

Summary

Candidates

Personal Profile

Candidate Profile

Public Profile Voter Profile **Candidate Profile** Team Profile

If you are a candidate for higher office, please send an email to candidate@repmyblock.org to get the access code for the other positions.

To access this menu anytime

Positions available for these elections in the New York state.

If a position is missing, please email candidate@repmyblock.org and we will add it.

Election scheduled June 25th, 2024

- **U.S. Senate**
US Senator sit in Washington DC in the Senate.
[Run for U.S. Senate](#)
- **U.S. Congress**
US Congressperson sit in Washington DC at the Capitol
[Run for U.S. Congress](#)
- **State Senate**
State Senator sit in Albany in the Senate
[Run for State Senate](#)
- **State Assembly**
State Assembly sit in Albany in the Assembly
[Run for State Assembly](#)

Select the position you want to create a voter profile.

On the candidate menu, the campaign can enter any information that they want the voting public to know about their campaign. The Privacy Disclaimer only show to campaign that have yet to file their campaign. Once it's published, we can't hide the profile as we automatically update all the search engines.

REP MY BLOCK CONTACT LOGOUT

AD 71 / ED 046

Summary

Candidates

Personal Profile

Candidate Profile

Public Profile Voter Profile Can...

Privacy Disclaimer to non registered candidates

This profile will be presented to every person that visits the Rep My Block website. You will be able to upload a one-page PDF of your platform that will be used to create a voter booklet that a voter will download and email.

Publish the profile on the Rep My Block guide on the website. **ATTENTION:** Once you publish the information, this option disappear. Do not select this option if you do not want your profile to be public. (*Note: once the information is on a public website, the information will automatically get updated, and this option will disappear.*)

Create the profile

Theo Chino

First Name

Theo

Last Name

Chino

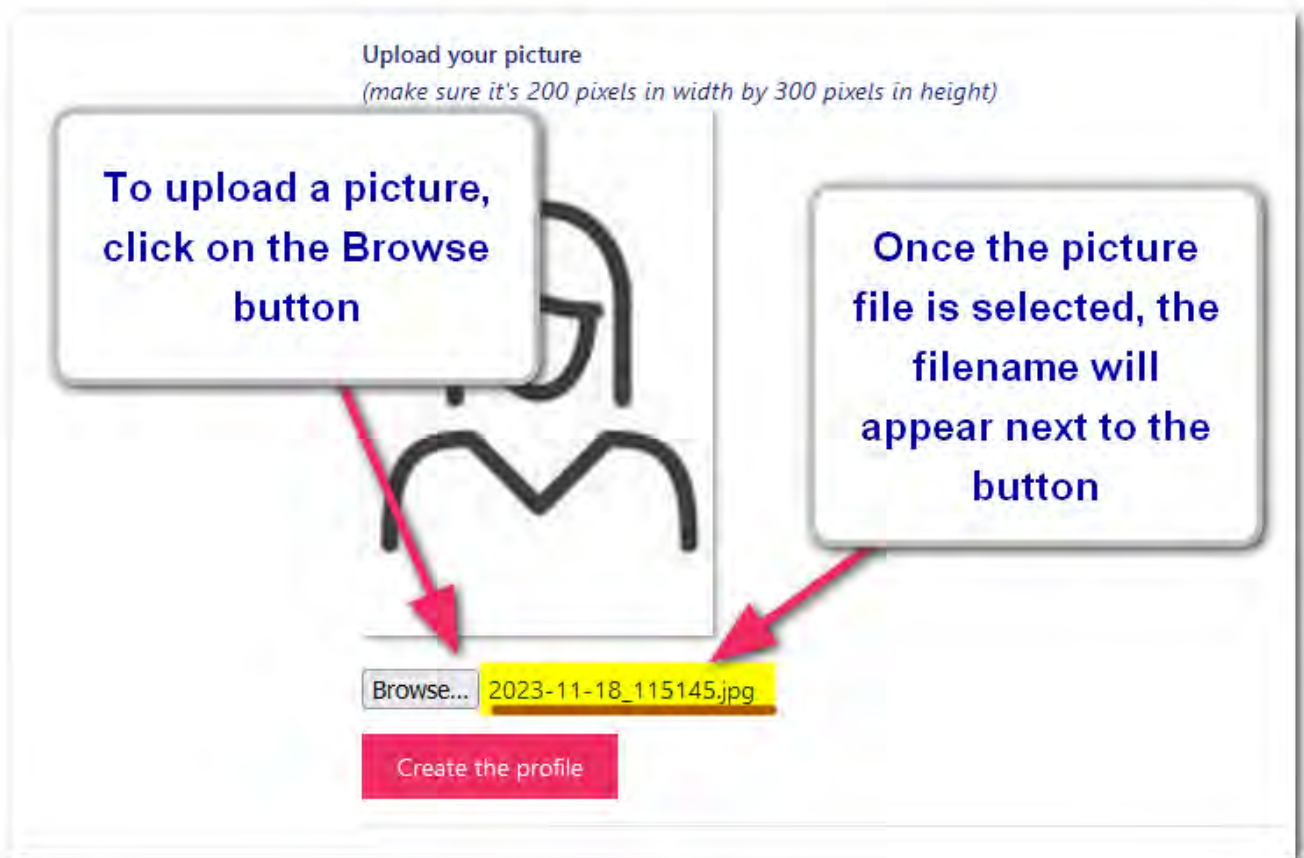
Public Facing Name

Theo Chino

Enter all the campaign information as needed

Upload the profile picture

The picture on the profile are all 200 pixels in width by 300 pixels in height. Once you select a picture and click on create the profile, the system will allow you to crop the picture.



Once you crop and upload the picture, if your profile is public, the picture will **immediately be available** on the guide page.

The screenshot shows the 'Candidate Profile' page. On the left, there is a sidebar with 'AD 71 / ED 046', 'Summary', and 'Candidates'. The main content area has tabs for 'Public Profile', 'Voter Profile', 'Candidate Profile', and 'Team Profile'. A large image of a man and a woman is being cropped. A white box highlights the image, and a red arrow points from a callout box to it. Below the image is a horizontal slider with a white dot. Another red arrow points from a callout box to the slider. At the bottom, there is a red button labeled 'Crop & Upload'. Text below the image says 'This profile will be presented to every person that visits the Rep My Block website. You will be able to upload a one-page PDF of your platform that will be used to create a voter booklet that a voter will download and email.'

Move the picture using the mouse

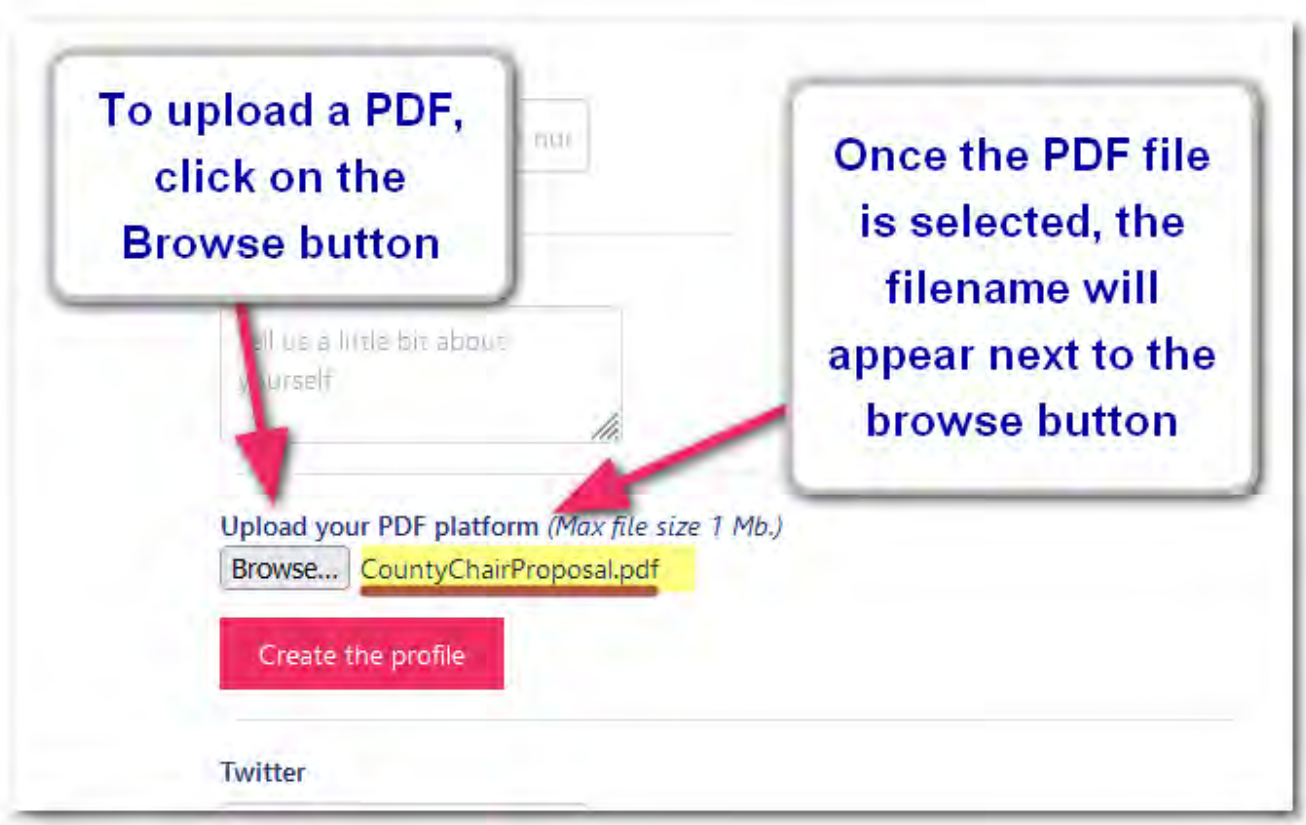
You can zoom the picture using this control

Once satisfied, click on the crop button

Crop & Upload

Upload the PDF statement

Each candidate has the freedom to upload any statement they wish and the statements are NOT vetted as election are about free speech. These statements reflect the candidate and their value. It's not Rep My Block place to stifle speech.

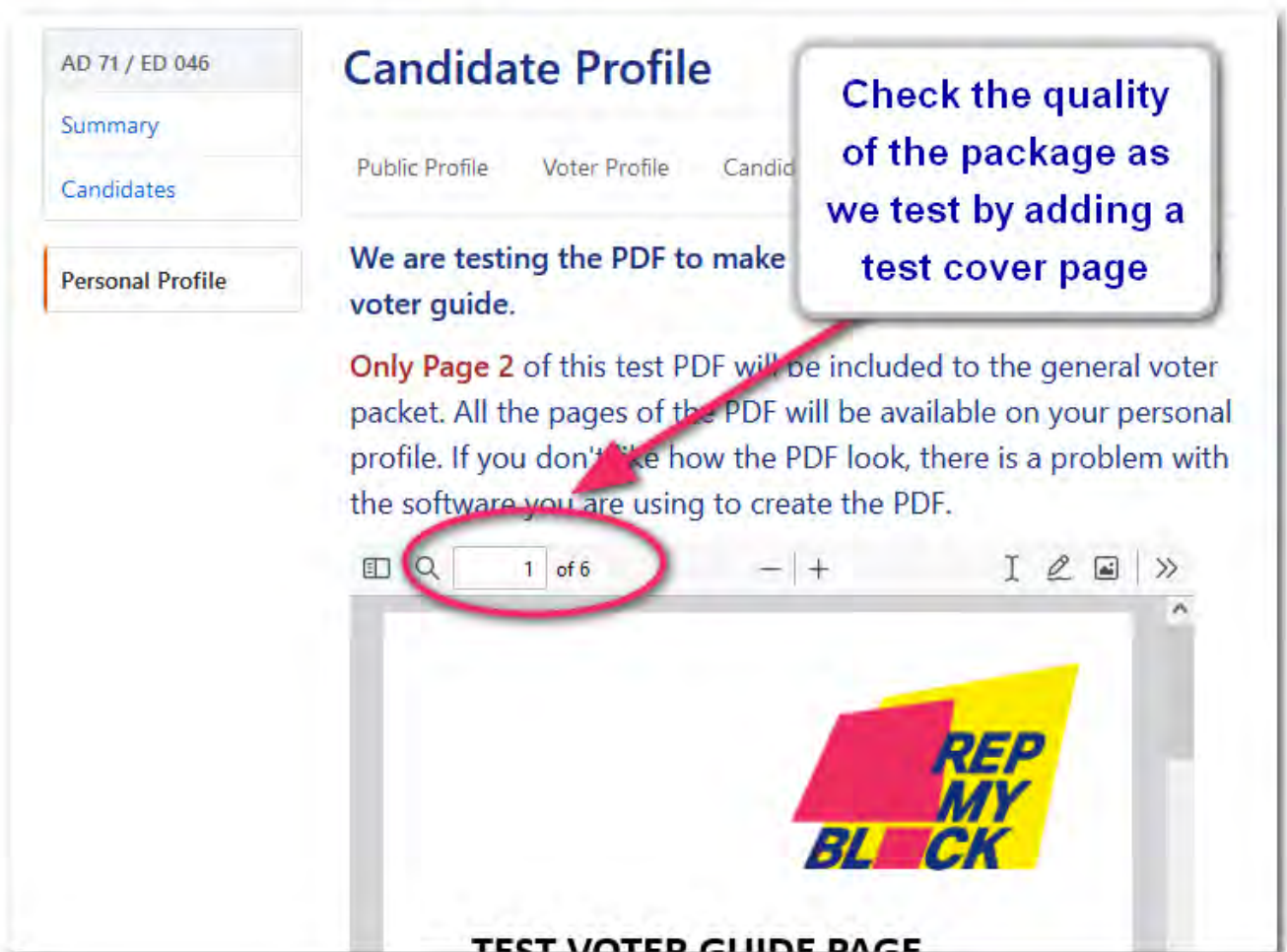


As the election progress and candidates do not make access ballot, the statement will be removed. It's up to the court to decide if the speech break some Civil Right law.

Once the PDF is uploaded, we insert 3 pages to showcase how the pages will be combined with other PDFs from other candidates.

Each voter will have the able to download a packet that will contain each first page of every candidate.

On the website they will be able to download the full PDF statement, but voters that registered for the Rep My Block voter guide will receive a condensed version composed by the statement first pages the week before the polls open.



This is the reason testing the quality of the package is important.

The important item to check are the transitions between the uploaded candidate statement and the Rep My Block test pages. **Once the PDF is saved**, if the profile is public, it will **immediately be available**.

profile. If you don't like how the PDF look, there is a problem with the software you are using to create the PDF.


3 of 6

Important item to check are the transition between the statement and the Rep My Block test pages

I ask your vote for the County Chair of our Democratic County Committee.

You can download a test PDF packet

United States Factions



on the United States factions inside and outside the Democratic and Republican

memo aims to guide voters and candidates in the United States when meeting their

erparts worldwide.

	International	United States
Pirates	https://pp-international.net	https://uspirates.org
International People's Assembly	https://ipa-aip.org	https://pslweb.org
Socialists Alternative	https://international-socialist.net	https://socialist-alternative.org
Communists and Workers' parties	http://www.solidnet.org	https://www.cpusa.org
Progressive International	https://progressive-international.org	https://www.dsusa.org
Greens and regionalists	https://globalgreens.org	https://www.gp.org
Local democrats and Socialists	https://socialist-international.org	https://socialists.us
Progressive Alliance	https://progressive-alliance.info	https://pdamerica.org

[Download test PDF](#)

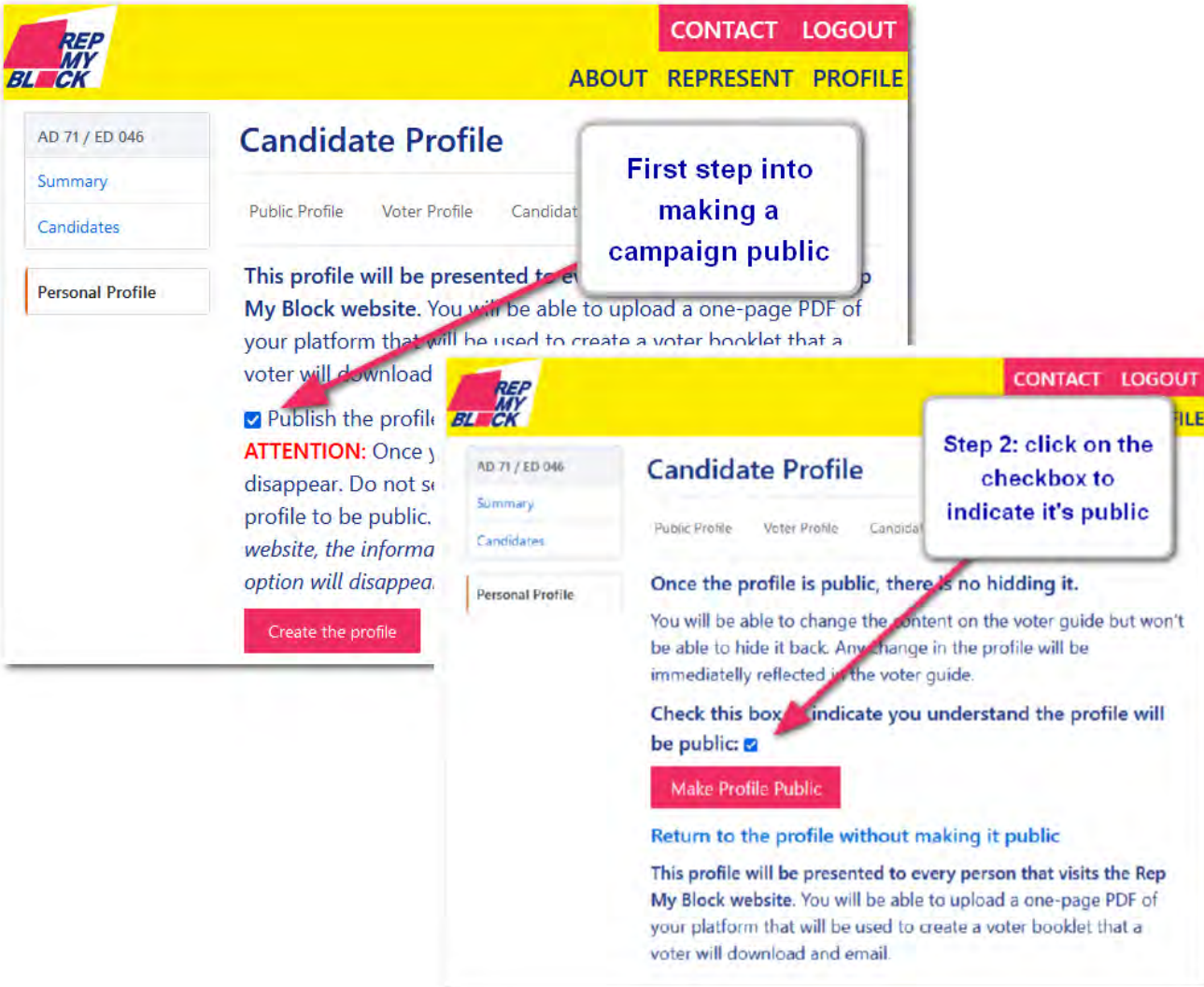
This profile will be presented to every person that visits the Rep My Block website. You will be able to upload a one-page PDF of your platform that will be used to create a voter booklet that a voter will download and email.

[Save the PDF](#)

Making the profile public

Candidate prepare to run well before it's made public and want to prepare their statements, their tools and before they register their campaign.

Rep My Block respect and protect their identity while they are organizing their campaign secretly. These candidates can decide when to announce their campaign.



It's a two-step process where we ask several times. Once a profile is public, it's shared with Social Media, the press and search engines.

Verifying the voter guide

Go to <https://voterguide.repmyblock.org>.

The guide is presented by political orientation and by locality. Depending on the user location, the voters will be presented automatically with the candidates from their jurisdictions.



The candidate has total control on what the voter sees.

The voter will be able to click on the voter and download all the information from a candidate, with links that explain how to volunteer, donate, and vote.

Brad Schwartz Adam Muhammad Azam

County Committee

Clicking on the picture will open the candidate's profile page

REGISTER LOGIN

ABOUT HOW TO CONTACT

Voter Guide

Theo Chino

June 25th, 2024 - New York 2024 Primary
Running for Democratic Party County Committee
I am running to reform the party.

The voter can download the full PDF statement from the Voter Guide page

Website: <https://thochino.us>

[Download Theo Chino's Platform](#)

Return to previous menu

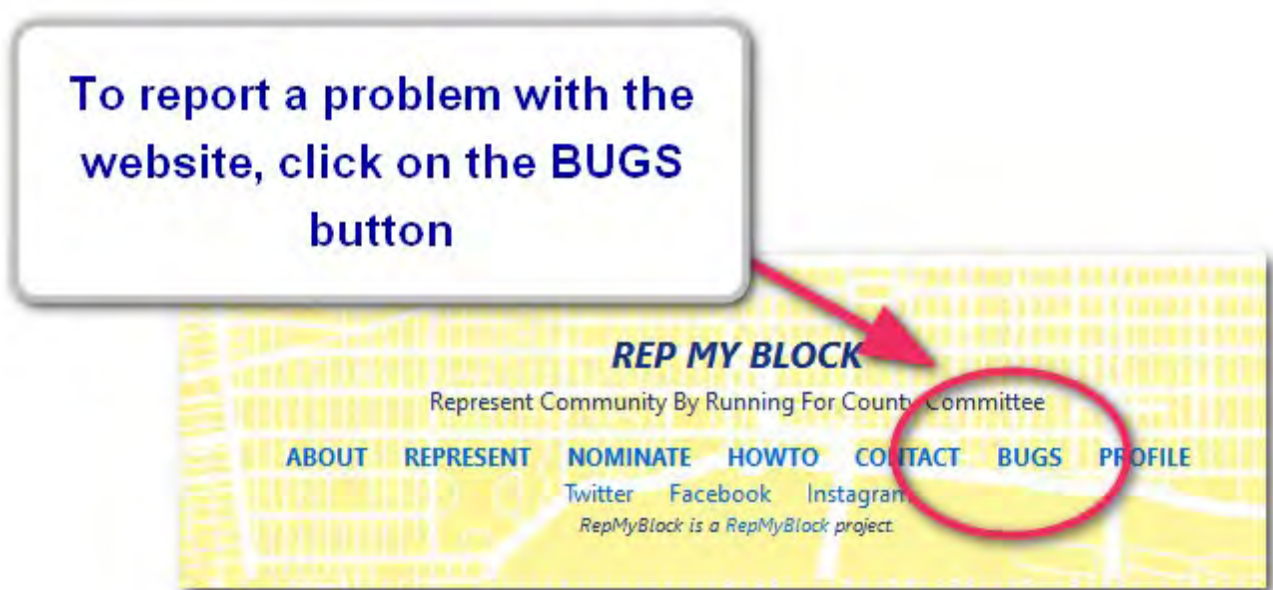
Theo Chino

August 13th, 2024 - Primary
Minnesota's 1st congressional district

REP

Reporting a problem

The best way to report a problem is to use the **BUGS** link at the button of the website.



It will open the intake webpage. Just enter the information. Do not enter any confidential information as it's publicly visible for all the Rep My Block developers.

Only the last menu labelled **“Confidential”** is directed to the admins.

REP MY BLOCK CONTACT

BUG INTAKE WEBSITE

Bug intake for page //

Please do not enter any confidential or personal information such as social security, password, credit card numbers, or any identifying information. All the bug information is visible by the world at large.

If you need to enter an address or a telephone number, use the Confidential Information box at the bottom but remember that even protected, it is still shared with a number of developers.

You don't need to fill all the boxes, you can leave some empty.

Enter a quick summary of what were you doing.

Explain what you were trying to do, for example: Looking for the party race.

What were you expecting?

I was expecting to find my profile.

Is this a cosmetic issue?
The website still works but it doesn't look good or it's confusing.
 Yes No

What results did you expect?
The website showed me a blank page.

Sometimes the website will crash or won't let you continue. If that is the case, click "NO"

Did you have to stop using RepMyBlock?
The website wouldn't allow you to get further.
 Yes No

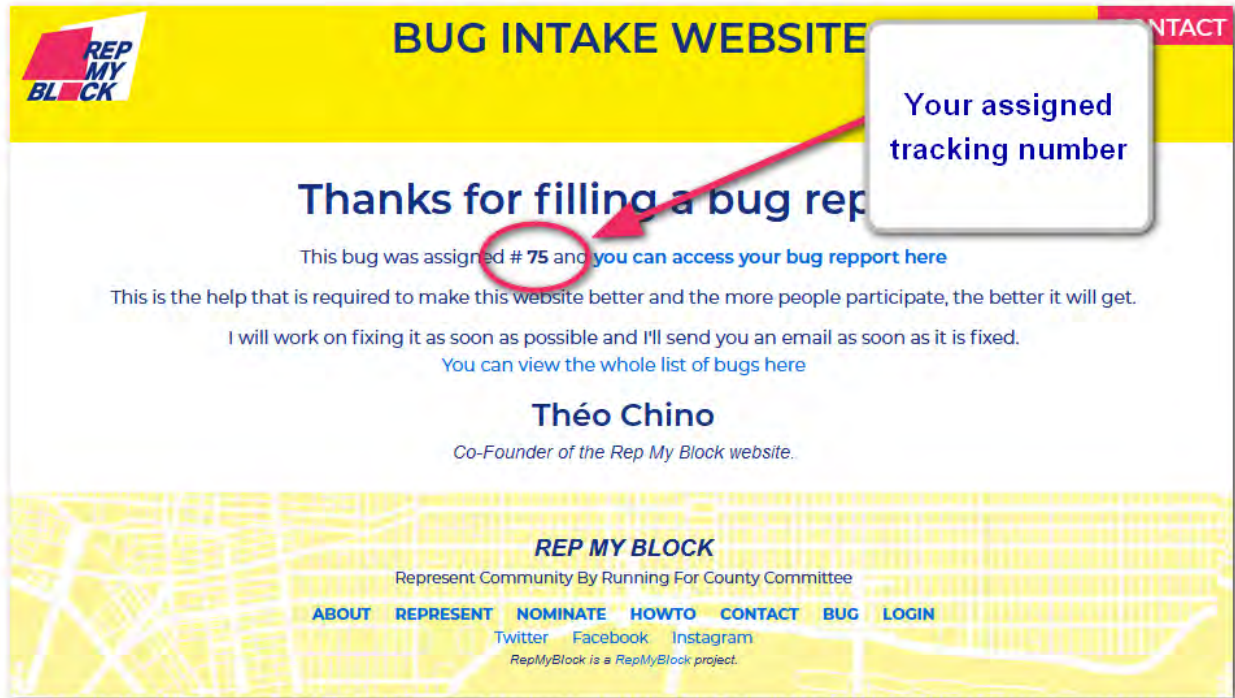
Confidential information on this window.
The information entered here is private, read only by the admins. You can enter your contact info.

Submit the problem

REP MY BLOCK
Represent Community By Running For County Committee

ABOUT REPRESENT NOMINATE HOWTO CONTACT **BUG** LOGIN
Twitter Facebook Instagram
RepMyBlock is a RepMyBlock project.

Once you save the report, you will be assigned a tracking number that will allow to follow the progress of the problem you are reporting.



You can access the status of the problem by checking the bug report at <https://trac.repmyblock.org>

